awex®
EMERGENCY LIGHTING

EDGE

17.2



EDGE FAMILY

The luminaires of the type EDGE R and EDGE S are new solutions with excellent lighting parameters, allowing utilization of one type of luminaire for use both in general lighting and emergency lighting. Application of the newest technologies has allowed to create a product that combines energy saving and longer life time. The development of the LED sector has allowed obtaining better light parameters in comparison with conventional light sources at much lower operating costs. Available wattages for mains versions are from 12W to 24W and for emergency versions from 1W to 3W.

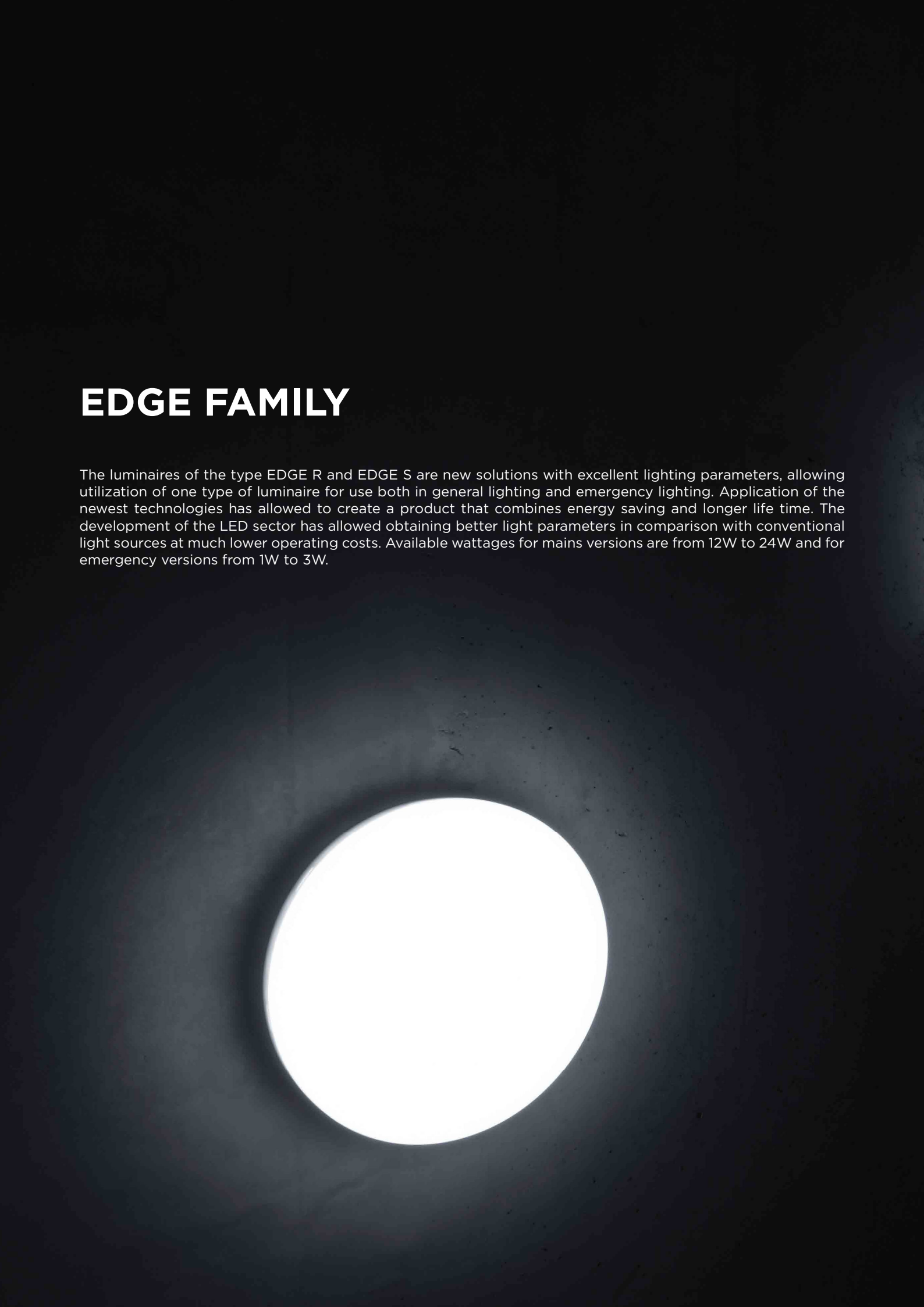





LUMINAIRE EDGE R
White polycarbonate body
Opal cover

EDGE R

This is a round version of the mains luminaires from the EDGE family. The use of different versions of the LED source allows for replacement of conventional luminaires with wattage from 80 to 150W. The design of the luminaire has been designed so as not to deviate from currently prevailing trends and to provide adequate light distribution.



LUMINAIRE EDGE S
White polycarbonate body
Opal cover

EDGE S

In order to meet the expectations set by our customers we have also designed a square version of the mains luminaire from the EDGE family.

Thanks to application of innovative solutions the luminaire meets energy requirements of the class A. The application of several wattage versions and two colours of light 4000K and 3000K allow using luminaires in offices as well as in the private sector.

EDGE
DESIGNED
FOR UNIVERSALITY IN MIND



EDGE R







EDGE S

Parameters in mains operation:

EDGE R

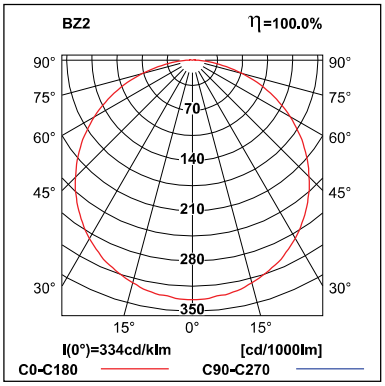

EDGE S

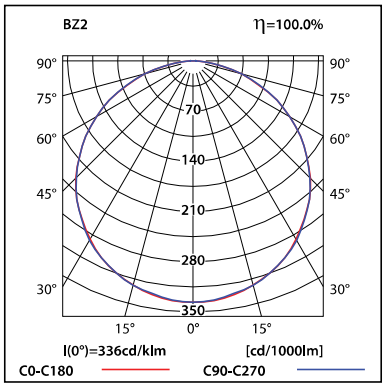



THE USE OF LUMINAIRES FROM THE EDGE SERIES

The EDGE luminaires have been designed in response to the needs of the lighting market. The previous installation solutions of emergency luminaires as separated devices in the ceiling space have often been a big problem. It has become difficult to match the design of applied basic lighting luminaires with emergency luminaires. Awex wanting to solve this problem has created a new type of luminare which combines the functions of the emergency and basic lighting luminare. The EDGE luminaires thanks to their newest technologies will find application in the most investments in lighting revitalization, especially in the private sector, investors decide to change technology to LED. In the coming years it is expected that the revitalization projects will increase fourfold.



EDGE
INSTALLING METHOD





INSTALLATION ON THE CEILING



INSTALLATION ON THE WALL



PENDANT INSTALLATION
ON THE CEILING



MODULAR INSTALLATION

The EDGE family luminaires are characterized by universal and simple way of installing. The socket allows installation on the ceiling and on the wall without additional accessories. The big advantage of such solution is the quick installation. In the first place the socket is mounted to the surface. Then it takes place connection of wires with a set of connectors. The final stage is to mount the shed to the previously prepared socket. The use of one socket allowed preparing a universal tubular grip for mounting EDGE luminaires to the ceiling.







EDGE
BUILT-IN MOTION SENSOR







The AWEX company’s products meet the requirements set by contemporary trends. The application of microwave motion sensor makes it easier for people with disabilities to move around the premises. Detection of the movement near the luminaire causes its activation without human intervention. An additional benefit resulting from the use of motion sensor is energy saving. Which nowadays is one of the main aspects taken into account when choosing the right lighting?

The luminaires from the EDGE family combine the function of the luminaire of the basic and emergency lighting. The specially separated emergency section provides adequate light distribution and gives the luminaire a modern appearance through its shape. The application of the 6500K light color allows to obtain higher light efficiency. There is also the possibility of using of emergency section for continuous operation as night lighting.



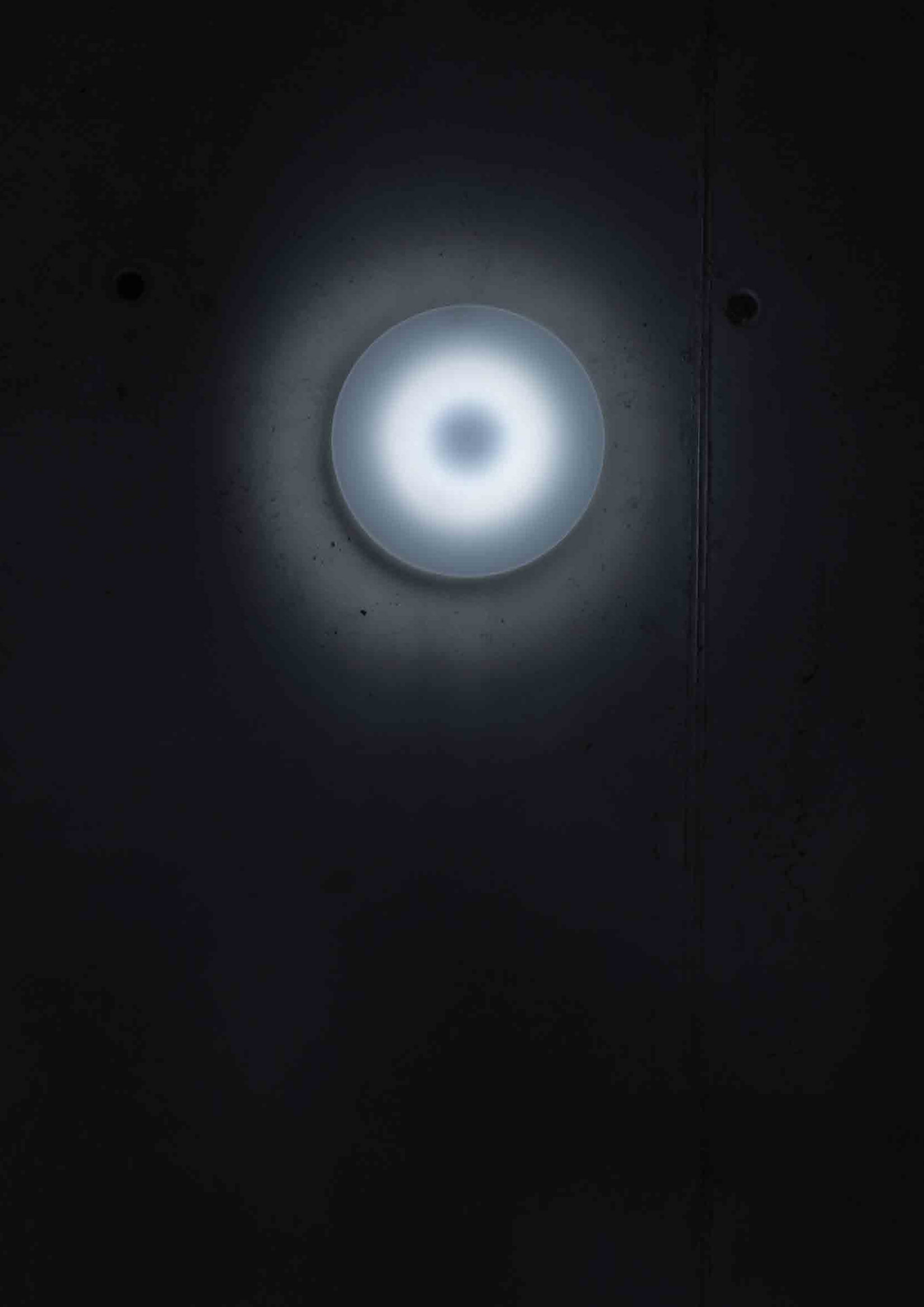

EDGE R



MATERIALS:
White polycarbonate body
Opal polycarbonate cover
MOUNTING:
Surface (wall, ceiling)
Optionally pendant* (ceiling)
POWER SUPPLY:
Self contained – 220÷240VAC/50÷60Hz
Central battery – 220÷240VAC/50÷60Hz; 176 - 275VDC
LIGHT SOURCE LED – MAINS OPERATION:
Power: 12W, 18W, 24W
Color Temperature: 3000K, 4000K
LIGHT SOURCE LED – EMERGENCY OPERATION:
Power: 1W to 3W
Color Temperature: 6500K
CHARGING:
BASIC: max. 24h
PREMIUM: max. 12h; energy efficient charging system
AUTONOMY AND BATTERIES:
BASIC: 1h or 3h, battery Ni-Cd 3,6V
PREMIUM: 1h or 3h, battery $LiFePO_4$ 6,4V
INSULATION CLASS:
II
IP RATING:
IP54
AMBIENT TEMPERATURE:
t_a: 0°C÷40°C
OPTIONS:
SE – LED emergency section - non maintained
SA – LED emergency section - maintained (night lighting)
AT – autotest
PT – manual test button
RU – Rubic UNA central monitoring
RW – Rubic UNA Wireless central monitoring
CB – central battery
ADDITIONAL INFORMATION:
LED indicator signalizes mains power supply and battery charging
Deep discharge protection
Optional fixtures with MCR motion sensor.
Possibility of using the emergency section for continuous operation as night lighting.
*requires an accessory for pendant mounting

Dimensions (mm):

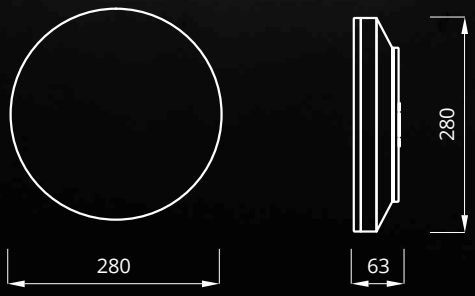

Parameters in emergency operation:

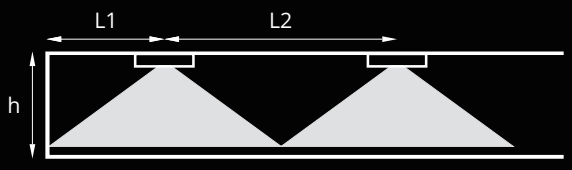

L1 – distance of the luminaire from the wall
L2 – distance between luminaires
h – height

Edge R 3W (305lm) min.0,5lx			Edge R 3W (305lm) min.1lx in axis		
h[m]	L1	L2	h[m]	L1	L2
2,5	3,5	10,5	2,5	4	10,5
3,0	4	12	3,0	4,5	11
3,5	3,5	12,5	3,5	4,5	11,5
4,0	3,5	13	4,0	4,5	12
5,0	4	15	5,0	5	13
6,0	4	16	6,0	5	13,5



MAINS MODE CONFIGURATION

CODE	DETECTION		COLOR TEMPERATURE	
EDRE12	WH	WS	3000	4000
EDRE18	WH	WS	3000	4000
EDRE24	WH	WS	3000	4000

MAINS MODE

CODE	OUTPUT [lm]	
	3000K	**4000K**
EDRE12	1295	1390
EDRE18	2020	2170
EDRE24	2405	2585

SELF-CONTAINED CONFIGURATION

CODE	POWER*	MODULE	AUTONOMY [h]		MODE		OPTION				DETECTION		COLOR TEMPERATURE	
							BASIC							
EDRE12	1W	E	1	3	SE	PT	AT				WH	WS	3000	4000
EDRE18														
EDRE24	3W	E	1		SE	PT	AT				WH	WS	3000	4000
							PREMIUM							
EDRE12														
EDRE18	3W	B	1	3	SA	SE	PT	AT	RW	RU	WH	WS	3000	4000
EDRE24														

EMERGENCY MODE

POWER*	OUTPUT [lm]
BASIC	
1W	105
3W	275
PREMIUM	
3W	305

CENTRAL BATTERY CONFIGURATION – NON-ADDRESSABLE

CODE	POWER*	MODULE	SYSTEM	OPTION		DETECTION	COLOR TEMPERATURE	
EDRE12	1W	F	CB	CBS	X	WH	3000	4000
EDRE18								
EDRE24	3W	F	CB	CBS	X	WH	3000	4000
EDRE12	12W	X	CB	CBS	X	WH	3000	4000
EDRE18	18W	X	CB	CBS	X	WH	3000	4000
EDRE24	24W	X	CB	CBS	X	WH	3000	4000

CENTRAL BATTERY MODE

POWER*	OUTPUT [lm]		
	3000K	**4000K**	**6500K**
1W	X	X	110
3W	X	X	305
12W	1295	1390	X
18W	2020	2170	X
24W	2405	2585	X

CENTRAL BATTERY CONFIGURATION – ADDRESSABLE

CODE	POWER*	MODULE	SYSTEM	OPTION	DETECTION		COLOR TEMPERATURE	
EDRE12	1W	Z	CB	ADP	WH	WS	3000	4000
EDRE18								
EDRE24	3W	Z	CB	ADP	WH	WS	3000	4000
EDRE12	12W	X	CB	ADS	WH	WS	3000	4000
EDRE18	18W	X	CB	ADS	WH	WS	3000	4000
EDRE24	24W	X	CB	ADS	WH	WS	3000	4000

CENTRAL BATTERY MODE

POWER*	OUTPUT [lm]		
	3000K	**4000K**	**6500K**
1W	X	X	110
3W	X	X	305
12W	1295	1390	X
18W	2020	2170	X
24W	2405	2585	X

LEGEND:
B – electronic gear for PREMIUM self-contained fittings
E – electronic gear for BASIC self-contained fittings
F – electronic gear for central battery fittings
Z – electronic gear for addressable central battery fittings
ADS – central battery with ADS address module – SMART technology
ADP – central battery with ADP address module – SMART technology
SE – LED emergency section - non maintained
SA – LED emergency section - maintained (night lighting)
AT – autotest
PT – manual test button
RU – RUBIC UNA central monitoring system
RW – RUBIC UNA Wire Less central monitoring system
CB – central battery system
CBS – central battery for circuit monitoring
WH – fitting without motion sensor MCR
WS – fitting with motion sensor MCR
3000 – LED color temperature K
4000 – LED color temperature K
6500 – LED color temperature K
EDRE12 – fitting EDGE R 12W in maintained mode
EDRE18 – fitting EDGE R 18W in maintained mode
EDRE24 – fitting EDGE R 24W in maintained mode
* – power in emergency mode

EDGE S



MATERIALS:
White polycarbonate body
Opal polycarbonate cover
MOUNTING:
Surface (wall, ceiling)
Optionally pendant* (ceiling)
POWER SUPPLY:
Self contained – 220÷240VAC/50÷60Hz
Central battery – 220÷240VAC/50÷60Hz; 176 - 275VDC
LIGHT SOURCE LED – MAINS OPERATION:
Power: 12W, 18W, 24W
Color Temperature: 3000K, 4000K
LIGHT SOURCE LED – EMERGENCY OPERATION:
Power: 1W to 3W
Color Temperature: 6500K
CHARGING:
BASIC: max. 24h
PREMIUM: max. 12h; energy efficient charging system
AUTONOMY AND BATTERIES:
BASIC: 1h or 3h, battery Ni-Cd 3,6V
PREMIUM: 1h or 3h, battery $LiFePO_4$ 6,4V
INSULATION CLASS:
II
IP RATING:
IP54
AMBIENT TEMPERATURE:
t_a: 0°C÷40°C
OPTIONS:
SE – LED emergency section - non maintained
SA – LED emergency section - maintained (night lighting)
AT – autotest
PT – manual test button
RU – Rubic UNA central monitoring
RW – Rubic UNA Wireless central monitoring
CB – central battery
ADDITIONAL INFORMATION:
LED indicator signalizes mains power supply and battery charging
Deep discharge protection
Optional fixtures with MCR motion sensor.
Possibility of using the emergency section for continuous operation as night lighting.
*requires an accessory for pendant mounting

Dimensions (mm):



Parameters in emergency operation:

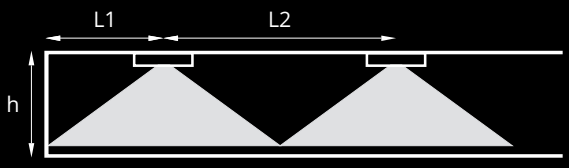

L1 – distance of the luminaire from the wall
L2 – distance between luminaires
h – height

Edge S 3W (315lm) min.0,5lx			Edge S 3W (315lm) min.1lx in axis		
h[m]	L1	L2	h[m]	L1	L2
2,5	3,5	10,5	2,5	4	10,5
3,0	4	12	3,0	4,5	11
3,5	3,5	12,5	3,5	4,5	11,5
4,0	3,5	13	4,0	4,5	12
5,0	4	15	5,0	5	13
6,0	4	16	6,0	5	13,5



MAINS MODE CONFIGURATION

CODE	DETECTION		COLOR TEMPERATURE	
EDSE12	WH	WS	3000	4000
EDSE18	WH	WS	3000	4000
EDSE24	WH	WS	3000	4000

MAINS MODE

CODE	OUTPUT [lm]	
	3000K	**4000K**
EDSE12	1325	1425
EDSE18	2080	2235
EDSE24	2500	2690

SELF-CONTAINED CONFIGURATION

CODE	POWER*	MODULE	AUTONOMY [h]	MODE		OPTION				DETECTION		COLOR TEMPERATURE	
BASIC													
EDSE12	1W	E	1	3	SE	PT	AT			WH	WS	3000	4000
EDSE18													
EDSE24	3W	E	1		SE	PT	AT			WH	WS	3000	4000
PREMIUM													
EDSE12													
EDSE18	3W	B	1	3	SA	SE	PT	AT	RW	RU	WH	WS	3000	4000
EDSE24													

EMERGENCY MODE

POWER*	OUTPUT [lm]
BASIC	
1W	105
3W	280
PREMIUM	
3W	315

CENTRAL BATTERY CONFIGURATION – NON-ADDRESSABLE

CODE	POWER*	MODULE	SYSTEM	OPTION		DETECTION	COLOR TEMPERATURE	
EDSE12	1W	F	CB	CBS	X	WH	3000	4000
EDSE18								
EDSE24	3W	F	CB	CBS	X	WH	3000	4000
EDSE12	12W	X	CB	CBS	X	WH	3000	4000
EDSE18	18W	X	CB	CBS	X	WH	3000	4000
EDSE24	24W	X	CB	CBS	X	WH	3000	4000

CENTRAL BATTERY MODE

POWER*	OUTPUT [lm]		
	3000K	**4000K**	**6500K**
1W	X	X	115
3W	X	X	315
12W	1325	1425	X
18W	2080	2235	X
24W	2500	2690	X

CENTRAL BATTERY CONFIGURATION – ADDRESSABLE

CODE	POWER*	MODULE	SYSTEM	OPTION	DETECTION		COLOR TEMPERATURE	
EDSE12	1W	Z	CB	ADP	WH	WS	3000	4000
EDSE18								
EDSE24	3W	Z	CB	ADP	WH	WS	3000	4000
EDSE12	12W	X	CB	ADS	WH	WS	3000	4000
EDSE18	18W	X	CB	ADS	WH	WS	3000	4000
EDSE24	24W	X	CB	ADS	WH	WS	3000	4000

CENTRAL BATTERY MODE

POWER*	OUTPUT [lm]		
	3000K	**4000K**	**6500K**
1W	X	X	115
3W	X	X	315
12W	1325	1425	X
18W	2080	2235	X
24W	2500	2690	X

LEGEND:
B – electronic gear for PREMIUM self-contained fittings
E – electronic gear for BASIC self-contained fittings
F – electronic gear for central battery fittings
Z – electronic gear for addressable central battery fittings
ADS – central battery with ADP address module – SMART technology
ADP – central battery with ADP address module – SMART technology
SE – LED emergency section - non maintained
SA – LED emergency section - maintained (night lighting)
PT – manual test button
AT – autotest
RU – RUBIC UNA central monitoring system
RW – RUBIC UNA Wire Less central monitoring system
CB – central battery system
CBS – central battery for circuit monitoring
WH – fitting without motion sensor MCR
WS – fitting with motion sensor MCR
3000 – LED color temperature K
4000 – LED color temperature K
6500 – LED color temperature K
EDSE12 – fitting EDGE S 12W in maintained mode
EDSE18 – fitting EDGE S 18W in maintained mode
EDSE24 – fitting EDGE S 24W in maintained mode
* – power in emergency mode





AWEX Sp. z o.o. Spółka komandytowa
Masłomiąca, ul. Długa 39, 32-091 Michałowice, Poland
tel. +48 12 681 55 00 | fax. +48 12 681 55 22 | e-mail: export@awex.eu | www.awex.eu