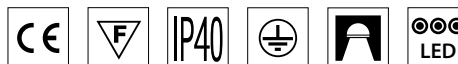


Geometric LED



A family of LED luminaires in the shape of a triangle, square, round. Thanks to their modern and universal shape, GEOMETRIC LED luminaires can be used in any type of space inside a building. Their main characteristics are a uniform luminance all over the OPAL diffuser and a high-quality lighting performance.

OM	-	CIS SMALL CIRCLE
OD	-	CIB BIG CIRCLE
TM	-	TRS SMALL TRIANGLE
TD	-	TRB BIG TRIANGLE
KM	-	SQS SMALL SQUARE
KD	-	SQB BIG SQUARE

Materials: powder painted aluminum profile (grey colour in standard). OPAL diffuser.

Installation: suspended (suspensions 1,5 m in set)

Power: 230V

ELECTRICAL DATA

Light source	LED
Number of light sources	1
Type of equipment	AC
Voltage rating	220 ... 240 V
Light source included	Yes
Type of LED	5630

MECHANICAL DATA

Type of installation	Suspended
Housing material	Aluminum

INFORMATION

Colour	Grey
Operating temperature range	-15 ... 40 °C

CERTIFICATES

Degree of protection (IP)	IP40
Class of protection	I
Energy class	A++
CE	Yes
For ceiling installation, fire class "F" (L)	Yes

LIGHT DATA

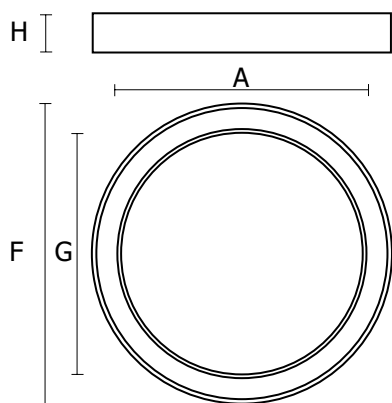
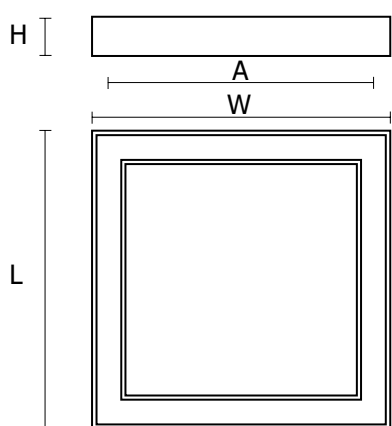
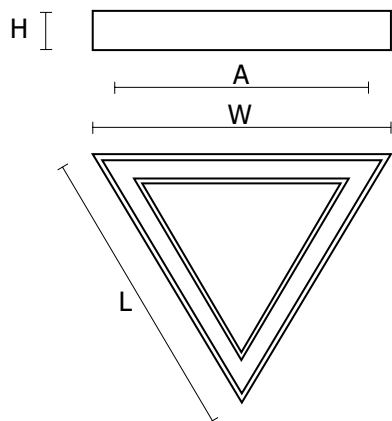
Light colour	White
Color rendering index	83
Light distribution	Wide beam
Light distribution	DI
Class of luminaire	I
Light output degradation	B10
Lumen maintenance	L90
Lifetime	> 52000 h
MacAdam	SDCM 3
Lamp Lumen Maintenance Factor (after 60 000h)	89 %

OPTICAL DATA

Louver/ shutter	OPAL
Diffuser colour	White
Diffuser material	Opal plastic

AVAILABLE VARIANTS

Product code	Luminaire power [W]	Luminaire luminous flux [lm]	Luminaire's luminous efficacy [lm/W]	Colour temperature	Info	Weight [kg]
PX4090701	86	8390	98	3000K	OM = CIS	6.80
PX4090708	86	8650	101	4000K	OM = CIS	6.80
PX4090715	140	13580	97	3000K	OD = CIB	10.50
PX4090722	140	14000	100	4000K	OD = CIB	10.50
PX4080001	36	3650	101	3000K	TM = TRS	3.50
PX4080008	36	3720	103	4000K	TM = TRS	3.50
PX4080015	68	6570	96	3000K	TD = TRB	8.50
PX4080022	68	6700	98	4000K	TD = TRB	8.50
PX4080029	60	6630	110	3000K	KM = SQS	5.50
PX4080036	60	6770	112	4000K	KM = SQS	5.50
PX4080043	90	8480	94	3000K	KD = SQB	11.00
PX4080050	90	8650	96	4000K	KD = SQB	11.00



DIMENSIONS

Product code	L	W	H [mm]	F [mm]	G [mm]
PX4090701	-	-	60	800	600
PX4090708	-	-	60	800	600
PX4090715	-	-	60	1200	1000
PX4090722	-	-	60	1200	1000
PX4080001	650 mm	567 mm	60	-	-
PX4080008	650 mm	567 mm	60	-	-
PX4080015	1065 mm	925 mm	80	-	-
PX4080022	1065 mm	925 mm	80	-	-
PX4080029	680 mm	680 mm	60	-	-
PX4080036	680 mm	680 mm	60	-	-
PX4080043	980 mm	980 mm	80	-	-
PX4080050	980 mm	980 mm	80	-	-

L = Length | W = Width | H = Height / Depth | F = Outer diameter | G = Inner diameter

MOUNTING HOLES

Product code	A [mm]	B [mm]
PX4090701	525	611
PX4090708	525	611
PX4090715	825	953
PX4090722	825	953
PX4080001	467	-
PX4080008	467	-
PX4080015	865	-
PX4080022	865	-
PX4080029	580	-
PX4080036	580	-
PX4080043	870	-
PX4080050	870	-

A = Spacing length | B = Spacing width