

The luminaires comply with the following standards:

ATEX
EN 60079-0:2012 + A11:2013 ; EN IEC 60079-0:2018 ;
EN 60079-1:2014 ; EN 60079-7:2015 ; EN 60079-18:2015 ;
EN 60079-28:2015 ; EN 60079-31:2014

General requirements and standards
EN 60598-1:2015 ; EN 60598-2-1:89 ; EN 62471:2008 ;
EN 55015:2013 ; EN 60598-2-22:2014 ; EN 61547:2009 ;
EN 61000-3-2:14 ; EN 61547:2009 ; EN 61000-3-2:14 ;
EN 61000-3-3:13

RoHS
EN 50581:2012

Technical instructions for instalation of luminaires series TrEx

For the instalation and operation in explosive environments it is essential to obey safety conditions according to national laws and standards.

1. Take out the luminaire from its transport package
2. Loose the bolts of the the housing and take of the safety glass
3. Loose the bolts holding reflector and move the reflector of the groove and take it out the luminaire
4. Mount the empty housing in one of the described ways according to the manual
5. Pull the connection cabel through the M20x1,5(M25) ATEX cable gland. Tighten the cable gland.
The connection cable must have an outer diameter as type of cable gland. This is crucial for a proper function of the cable gland. The unused cable gland is sealed with a ATEX plug.
6. Hang the refecor on the hinge, then connect the connection cabel to the free side of the terminal block as follows.

on terminal L1 – phase conductor	on terminal L1, L2, L3 – phase conductor
on terminal N – neutral conductor	on terminal N – neutral conductor
on terminal – earthing conductor	on terminal – earthing conductor

Take care about the correct wire stripping (9-10mm) and proper insertion of wire into the terminal block. The terminal block allows to use wires with a cross section of max. 4mm². In case of continiuous wiring keep maximum number of luminaires according to Tab.2.
7. Put the reflector back into the luminaire and fix up by bolts
8. Hang the safety glass cover into the hinge and secure it by bolts

Manufacturer is not responsible for damages caused due to disregard of this technical instructions!

1. Usage of luminaires

These luminaires are intended into ambient temperature from -40°C to +55°C.

These luminaires are used in environments with explosion hazard:

Tab.1

	Description of outerinfluences	Area classification	
		Description	According to standard
Explosion hazard of flammable dust	BE3N1	ZONE 21,22	EN 60 079-17 EN 60 079-14 EN 60 079-10-2
Explosion hazard of flammable gas and vapour	BE3N2	ZONE 1,2	EN 60 079-10-1 EN 60 079-17 EN 60 079-14

Tab.2

Use in potentially explosive environments		
AR19ATEX001	Luminaire with disconnector	II 2G Ex db eb mb op is IIC T4 Gb
		II 2D Ex tb IIIC T 68°C IP66 Db
	Luminaire with out disconnector	II 2G Ex eb mb op is IIC T4 Gb
		II 2D Ex tb IIIC T 68°C IP66 Db

Definition of symbols:

	II	2	G	Ex	db	eb	mb	op	is	IIC	T4	Gb
General sign for equipment in potentially explosive atmospheres	Equipment group	Equipment category	Explosive atmosphere gases	Equipment for potentially explosive atmospheres	Symbol of protection type in use: protection by a solid shell	Symbol of protection type in use: secured design	Symbol of protection type in use: encapsulation with potting compound	Symbol of protection type in use: optical radiation		Equipment group	Temperature class	Equipment protection level
	II	2	D	Ex	tb	IIIC	T68°C	IP66	Db			
General sign for equipment in potentially explosive atmospheres	Equipment group	Equipment category	Explosive atmosphere dust	Equipment for potentially explosive atmospheres	Symbol of protection type in use: protection against ignition of dust by a cover	Equipment group	Maximum surface temperature of the device	Degree of IP protection	Equipment protection level			

2. Conditions of use and maintainance

Luminaires which are used in the above mentioned environments are under reference to the standards which are listed in Tab.1

- The luminaire must not be opened if the terminal block is voltage-carrying. Change the diffuser if it is cracked!
- LED components are included inside the luminaire. The light source contained in this luminaire shall only be replaced by the manufacturer or his service agent or a similar qualified person.
- The opening in the unused cable gland must be sealed with a ATEX plug

Warning: Potential electrostatic charging hazard. In an environment with explosion hazard the luminaire should be cleaned only with a moist cloth and the operative has to be earthed.

- The luminaire TrEx is approved for single and triple phase continuous wiring. Maximum allowed number of luminaires connected on one phase is listed in Tab.3
- The recommended fuse rating for continuously wired luminaires is type B; 10 A or 16 A

3. Certification

Below stated luminaires have the following certificate : ATEX certificate **AR19ATEX001**, CB certificate No. CZ-2890





Tab.3

Luminaire type	automatic cutout 10A	automatic cutout 16A
TrEx 1.2ft	25	40
TrEx 1.4ft	25	40
TrEx 2.2ft	25	40
TrEx 2.4ft	12	20

EU DECLARATION OF CONFORMITY

No.:4/8/20

Product model/product: Industrial LED luminaire Ex, IP66

Light fitting with disconnecter  II 2G Ex db eb mb op is IIC T4 Gb
Light fitting without disconnecter  II 2D Ex tb IIIC T68°C IP66 Db
Light fitting without disconnecter  II 2G Ex eb mb op is IIC T4 Gb
Light fitting without disconnecter  II 2D Ex tb IIIC T68°C IP66 Db

Name and address of the manufacturer: **TREVOS, a.s.**
Nová Ves 34, 511 01 Turnov, Czech Republic

This declaration of conformity is issued under the sole responsibility of the manufacturer.

Object of the declaration: TrEx

variants: 1.2ft 2500/840(860), 1.4ft 5000/840(860) $T_a = -40^{\circ} \leq T_a \leq +55^{\circ}C$
2.2ft 5000/840(860), 2.4ft 10000/840(860) $T_a = -40^{\circ} \leq T_a \leq +50^{\circ}C$

The object of the declaration described above is in conformity with the relevant Union harmonisation legislation:

NV 116/2016 Sb. including amendments	2014/34/EU including amendments
NV 481/2012 Sb. including amendments	2011/65/EU including amendments
	2009/125/EC including amendments

References to the relevant harmonised standards used or references to the other technical specifications in relation to which conformity is declared:

Czech Standards	European Standards
	EN 60079-0:2012 /A11:2013
	EN 60079-1:2014
	EN 60079-7:2015
	EN 60079-18:2015
	EN 60079-28:2015
	EN 60079-31:2014
	IEC 60598-1 2014
	IEC 60598-2-1:1979+A1:1987
	IEC 62471-2006 Blue hazard only

Complementary information:

Notified body of the surveillance certification:
TUV ITALIA SRL, Via Carducci 125 –pal. 23, 20099 Sesto S. Giovanni (MI), Italy.
Notified Body No.0948
ATEX certificate AR19ATEX001 of 3.1.2019

Place of issue: Turnov

Manufacturer representative:
Jaroslav Marek


TREVOS, a. s.
Nova Ves 34
511 01 Turnov
IČO: 07829965

Date of issue: 24.8.2020

Position: certification