

# TrEx



... for explosion hazard environment group II, category 2 (zone 1, 21 and 2, 22).

## USE

The metal light fitting with satinated tempered safety glass is suitable for environment with hazard of explosion of gases, vapours and dust for zones 1, 21 and 2,22. It meets the requirements of the European Community Directive No. 2014/34/EU. It is resistant against chemically aggressive environment, therefore it fits for industrial premises like chemical factories, plants for processing of gases and oil, power plants, army facilities, automotive factories, laboratories and other facilities of heavy and mechanical engineering. The light fitting in IP66 protection is resistant against dust and splashing water.

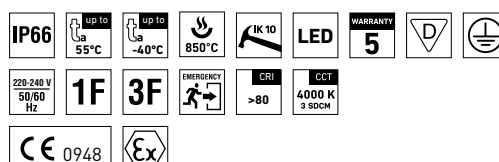
## USE IN ENVIRONMENT WITH HAZARD OF EXPLOSION

<b>TÜV CY 21 ATEX 0206562X</b>	Light fitting with disconnecter	II 2G Ex db eb mb op is IIC T4 Gb
	Light fitting Mxh with disconnecter	II 2D Ex tb IIIC T 68°C IP66 Db
	Light fitting without disconnecter	II 2G Ex eb mb op is IIC T4 Gb
	Light fitting Mxh without disconnecter	II 2D Ex tb IIIC T 68°C IP66 Db
<b>AR19ATEX131U</b>	Ex battery box HM 4Ah	II 2GEx d IIC T4 Gb
<b>TÜV CY 20 ATEX 0206368U</b>	Ex disconnecter OT 2A-2C Ex d	II 2G Ex db IIC Gb

The basic requirements for safety and health protection are secured by verification of conformity with EN 60079-0, EN 60079-7, EN 60079-18, EN 60079-1, EN 60079-28 and EN 60079-31.

## ADVANTAGES

- Light fitting protection **IP66**
- High temperature resistance on a range from **t<sub>a</sub> = -40 °C to t<sub>a</sub> = 55 °C**
- For hazardous areas of zones 1, 21 and 2, 22
- Lifetime: 75 000 hours / L80B50 at t<sub>a</sub> = 55 °C, 110 000 hours / L70B50 at t<sub>a</sub> = 55 °C
- Cable glands: plastic ATEX M20 × 1,5, or metallic (INOX version on request)
- Wide fixing options including recessed frame for false ceiling
- Up to 45 % lower power consumption as compared to fluorescent tubes
- Constant luminous flux even at ambient temperature of -40 °C
- Standard model CRI > 80: 4000 K, at request CRI > 80: 6000 K
- Optional through-wiring of up to 7 wires at reflector



## TrEx



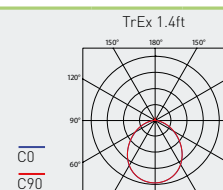
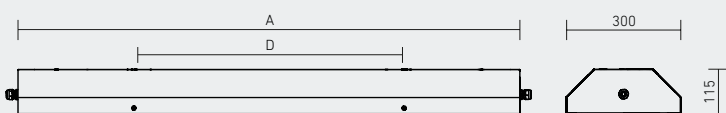
## TECHNICAL DESCRIPTION

- Light fitting protection: IP66
- Minimum ambient temperature:  $t_a = -40^\circ\text{C}$
- Maximum ambient temperature:  $t_a = 55^\circ\text{C}$
- Ambient temperature:  $t_a = 0-40^\circ\text{C}$  (version with emergency back-up source for 1 or 3 hours; M1h, M3h)
- Maximum system efficacy: 147 lm/W
- CRI > 80: 4000 K
- MacAdam = 3 SDCM
- Lifetime: 75 000 hours / L80B50 at  $t_a = 55^\circ\text{C}$ , 110 000 hours / L70B50 at  $t_a = 55^\circ\text{C}$
- Body: powder coated steel sheet RAL 9003, or INOX (AISI 304)
- Diffuser: satedated tempered safety glass
- Sealing: glued EPDM
- Cable glands: plastic ATEX M20 x 1,5, or metallic (INOX version on request)
- Terminal block: ATEX, screwless WAGO, Cable cross-section max: 4 mm<sup>2</sup>

- Installation: the package includes suspensory eyes 2 x M6
- Electric equipment: LED modules, current driver, disconnecter and Ex battery box with ATEX certificate
- The watt and lumen values can vary by  $\pm 7,5\%$

## AT REQUEST

- CRI > 80: 6000 K
- Halogen-free wires
- Design modification for fixing and connecting in the false ceiling
- Diffuser: transparent tempered safety glass
- Cable glands: metal or armoured ATEX cable glands M20 x 1,5 or M25 x 1,5
- Increased number of cable entries on sides and in upper part of light fitting if recessed frame for false ceiling mounted



Type	Min. and max. ambient temperature [°C]	Luminous flux of LED modules [lm]	Luminous flux of light fitting [lm]	Power consumption [W]	System efficacy [lm/W]	Net weight [kg]	A [mm]	D [mm]
<b>Light fitting without a battery system</b>								
TrEx 1.2ft 3200/840	-40 / 55	3200	2350	19	123	8,3	730	350
TrEx 1.2ft 4400/840	-40 / 55	4400	3360	27	124	8,3	730	350
TrEx 1.4ft 6400/840	-40 / 55	6400	4700	35	134	14,6	1300	700
TrEx 1.4ft 8800/840	-40 / 55	8800	6720	50	134	14,6	1300	700
TrEx 2.2ft 6400/840	-40 / 55	6400	4700	35	134	8,9	730	350
TrEx 2.2ft 8800/840	-40 / 50	8800	6720	50	134	8,9	730	350
TrEx 2.4ft 12800/840	-40 / 55	12800	9400	67	140	16,0	1300	700
TrEx 2.4ft 17600/840	-40 / 50	17600	13440	100	134	16,0	1300	700

Type	Min. and max. ambient temperature [°C]	Emergency light flux of light fitting 1h [lm]	Emergency light flux of light fitting 3h [lm]	Power in standby mode [W]	Battery type	Net weight [kg]
<b>EM emergency lighting kit</b>						
TrEx 1.2ft 4400/840 Mxh	0 / 40	990	630	2	NiCd HT	+1,3
TrEx 1.4ft 6400/840 Mxh	0 / 40	790	600	2	NiCd HT	+1,3
TrEx 1.4ft 8800/840 Mxh	0 / 40	630	580	2	NiCd HT	+1,3

## TrEx

Code	Type
10219	TrEx 1.2ft 3200/840
10222	TrEx 1.2ft 4400/840
10224	TrEx 1.4ft 6400/840
10225	TrEx 1.4ft 8800/840
10228	TrEx 2.2ft 6400/840
10229	TrEx 2.2ft 8800/840
10231	TrEx 2.4ft 12800/840
10232	TrEx 2.4ft 17600/840

## Light fitting without disconnecter

1F	3F	M1h	M3h	3F M1h	3F M3h
10237	10253	x	x	x	x
10238	10256	10289	10298	10318	10334
10239	10257	x	x	x	x
10241	10258	10294	10302	10322	10336
10246	10268	x	x	x	x
10247	10269	x	x	x	x
10248	10272	x	x	x	x
10249	10278	x	x	x	x

## TrEx DIS

Code	Type
10339	TrEx 1.2ft 3200/840 DIS
10341	TrEx 1.2ft 4400/840 DIS
10342	TrEx 1.4ft 6400/840 DIS
10343	TrEx 1.4ft 8800/840 DIS
10348	TrEx 2.2ft 6400/840 DIS
10349	TrEx 2.2ft 8800/840 DIS
10351	TrEx 2.4ft 12800/840 DIS
10352	TrEx 2.4ft 17600/840 DIS

## Light fitting with disconnecter

1F	3F	M1h	M3h	3F M1h	3F M3h
10357	10379	x	x	x	x
10358	10382	10409	10429	10445	10451
10359	10388	x	x	x	x
10361	10389	10418	10438	10447	10453
10366	10399	x	x	x	x
10367	10402	x	x	x	x
10368	10404	x	x	x	x
10369	10405	x	x	x	x

## TrEx INOX

Code	Type
10456	TrEx 1.2ft 3200/840 INOX
10457	TrEx 1.2ft 4400/840 INOX
10458	TrEx 1.4ft 6400/840 INOX
10459	TrEx 1.4ft 8800/840 INOX
10462	TrEx 2.2ft 6400/840 INOX
10463	TrEx 2.2ft 8800/840 INOX
10464	TrEx 2.4ft 12800/840 INOX
10465	TrEx 2.4ft 17600/840 INOX

## Light fitting without disconnecter, body steel sheet grade AISI 304

1F	3F	M1h	M3h	3F M1h	3F M3h
10468	10480	x	x	x	x
10469	10481	10493	10499	10505	10512
10470	10482	x	x	x	x
10471	10483	10495	10501	10507	10516
10474	10486	x	x	x	x
10475	10487	x	x	x	x
10476	10488	x	x	x	x
10477	10489	x	x	x	x

## TrEx DIS INOX

Code	Type
10519	TrEx 1.2ft 3200/840 DIS INOX
10521	TrEx 1.2ft 4400/840 DIS INOX
10522	TrEx 1.4ft 6400/840 DIS INOX
10523	TrEx 1.4ft 8800/840 DIS INOX
10528	TrEx 2.2ft 6400/840 DIS INOX
10529	TrEx 2.2ft 8800/840 DIS INOX
10531	TrEx 2.4ft 12800/840 DIS INOX
10532	TrEx 2.4ft 17600/840 DIS INOX

## Light fitting with disconnecter, body steel sheet grade AISI 304

1F	3F	M1h	M3h	3F M1h	3F M3h
10537	10572	x	x	x	x
10538	10574	10602	10616	10623	10632
10539	10575	x	x	x	x
10542	10576	10609	10618	10627	10636
10552	10579	x	x	x	x
10558	10582	x	x	x	x
10559	10588	x	x	x	x
10562	10589	x	x	x	x

## LEGEND

- 1F** 1-phase 3 core through-wiring in the luminaire  
**3F** 3-phase 5 core through-wiring in the luminaire  
**M1h** emergency back-up source with 1 hour operating time for maintained emergency illumination  
**M3h** emergency back-up source with 3 hour operating time for maintained emergency illumination  
**3F Mxh** 3-phase 5 core through-wiring in the luminaire  
(L3 used for emergency unit unswitched power supply)

**DIS** – light fitting with disconnecter

## CERTIFICATION

TÜV CY 21 ATEX 0206562X - TrEx, TrEx Mxh		
Directive		Standards
2014/34/EU	ATEX	EN 60079-0:2012 + A11:2013
		EN IEC 60079-0:2018
		EN 60079-1:2014
		EN 60079-7:2015
		EN 60079-18:2015
		EN 60079-28:2015
2014/35/EU	General requirements and standards	EN 60079-31:2014
		EN 60598-1:2015
		EN 60598-2-1:89
		EN 62471:2008
		EN 55015:2013
		EN 60598-2-22:2014
		EN 61547:2009
		EN 61000-3-2:14
2011/65/EN	RoHS	EN 61000-3-3:13
		EN 50581:2012

### AR19ATEX131U - Ex battery box HM4Ah

Directive		Standards
2014/34/EU	ATEX	EN IEC 60079-0:2018 EN 60079-1:2014


### TÜV CY 20 ATEX 0206368 U - Ex disconnecter OT 2A-2C Ex d

Directive		Standards
2014/34/EU	ATEX	EN IEC 60079-0:2018 EN 60079-1:2014

	Identification of external influences	Classification of spaces	
		Identification	Establishment regulation
Hazard of explosion of flammable dust	BE3N1	ZONE 21, 22	EN 60079-17
			EN 60079-14
			EN 60079-10-2
Hazard of explosion of flammable gases and vapours	BE3N2	ZONE 1, 2	EN 60079-10-1
			EN 60079-14
			EN 60079-17

## LIGHT FITTING ATTACHMENT

- a) Suspension eyes 2×M6 - in standard model  
 b) Holders directly on the ceiling  
 c) Side suspensions on the wall  
 d) Adjustable side suspensions on the wall  
 e) Recessed frame for false ceiling  
 f) Holders on tube structures



## LIGHT FITTING DETAILED VIEW

TrEx

